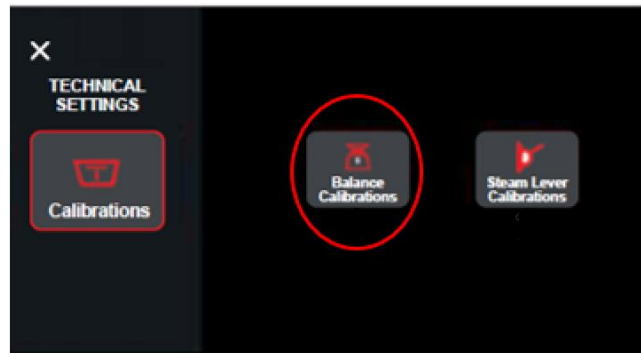




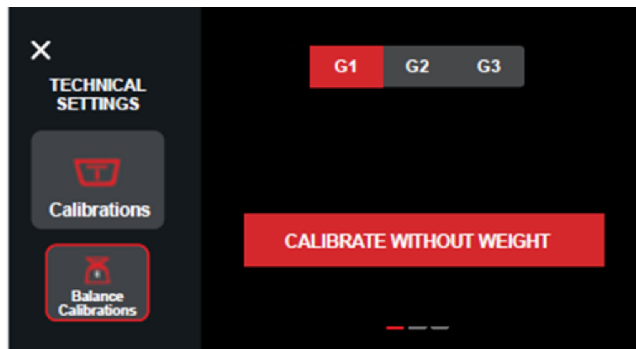
BLACK EAGLE MAVERICK

HOW TO CALIBRATE THE SCALES ON BE MAVERICK GRAVIMETRIC

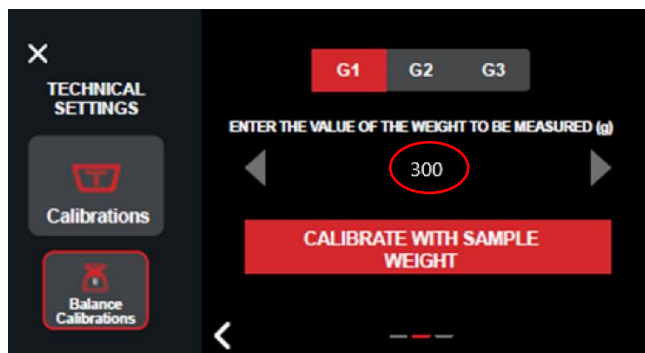
- 1) To calibrate the scale enter in the main menu, select **TECHNICAL SETTINGS, CALIBRATION**, then **BALANCE CALIBRATION**.



- 2) Select the group and then press **"CALIBRATE WITHOUT WEIGHT"**.



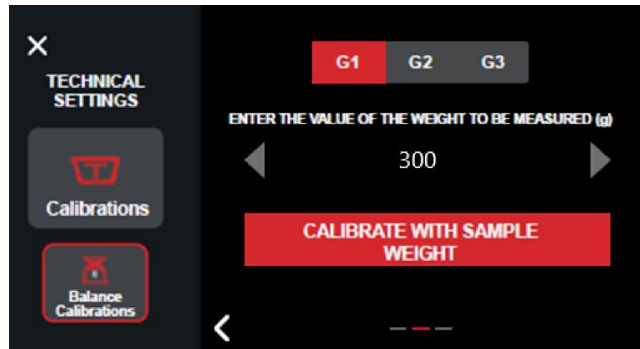
- 3) Set the chosen weight for calibration (a weight of 300g is suggested, max 500g).



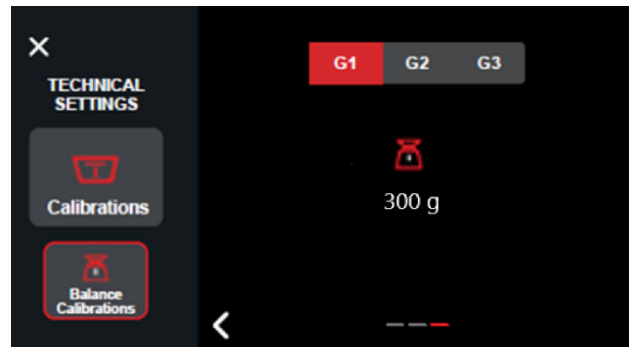
4) Place a preset weight on the group scale and **wait 15 seconds** before pressing **“CALIBRATE WITH SAMPLE WEIGHT”**.



5) Press **“CALIBRATE WITH SAMPLE WEIGHT”**.



6) Calibration is complete and the weight may be removed from the group scale.



7) In normal operation, place the weight on the group scale and check that the displayed weight matches the one on the scale.

