


Height: 35.0" Width: 10.2" Depth: 22.0"
(88.9cm) (25.9cm) (55.9cm)

- Sleek modernized design language, with rounded angles on the corners and trunk
- Digital readout displays in English, Spanish, or French ---for easier programming and control--- and can show either 'Standard' or Metric measurements. Digital readout also shows machine status, and targeted advertising messages can be programmed for display.
- BUNN Infusion Series technology allows for multiple recipes from one footprint --- with three brew buttons and two batch sizes
- Includes overlay kit for customization of brewer interface
- Energy-saver mode reduces tank temperature during idle periods
- Exclusive Peak Extraction™ Sprayhead is multi-directional with a 17-hole design to ensure ultimate uniformity of extraction
- Electronic funnel lock prevents removal of each brew funnel until drip- through is complete
- USB programming capable
- Brew counter keeps track of how many batches are brewed
- Pre-infusion and pulse brew for maximum flavor extraction. Cold brew lockout & digital temperature control further ensure top-notch brewing.
- Hot water faucet (supplied for custom installation)
- Dual voltage adaptable (Can operate at 120V/15 amp or 120/208-240V/20 amp)
- Servers not included unless otherwise noted

Agency:

 Server(s) sold separately



Specifications

Product #: 53100.0001

Funnel: Black Plastic Smart Funnel

Water Access: Plumbed

Interface: Wireless

Finish: Stainless

Additional Features

BrewWISE

Electrical & Capacity

Volts*	Amps	Watts	Cord Attached	Plug Type	8oz cups/hr 236ml cups/hr	Input H ₂ O Temp.	Phase	# Wires plus Ground	Hertz
-	-	-	Yes	NEMA 5-15P	82	60°F (15.5°C)	-	-	-


*When a BUNN is machine rated 120/208-240V, 120/208V or 120/240V, the higher voltage is the supply voltage needed to power the machine. The 120V is there to supply power to some components rated 120V in the machine, but it is not the supply voltage and would not power the machine if the machine is marked with the before mentioned ratings.

Plumbing Requirements

PSI	kPa	Fitting Supplied	Water Flow Required (GPM)
20-90	138-621	3/8" Male Flare Fitting	1.00

CAD Drawings

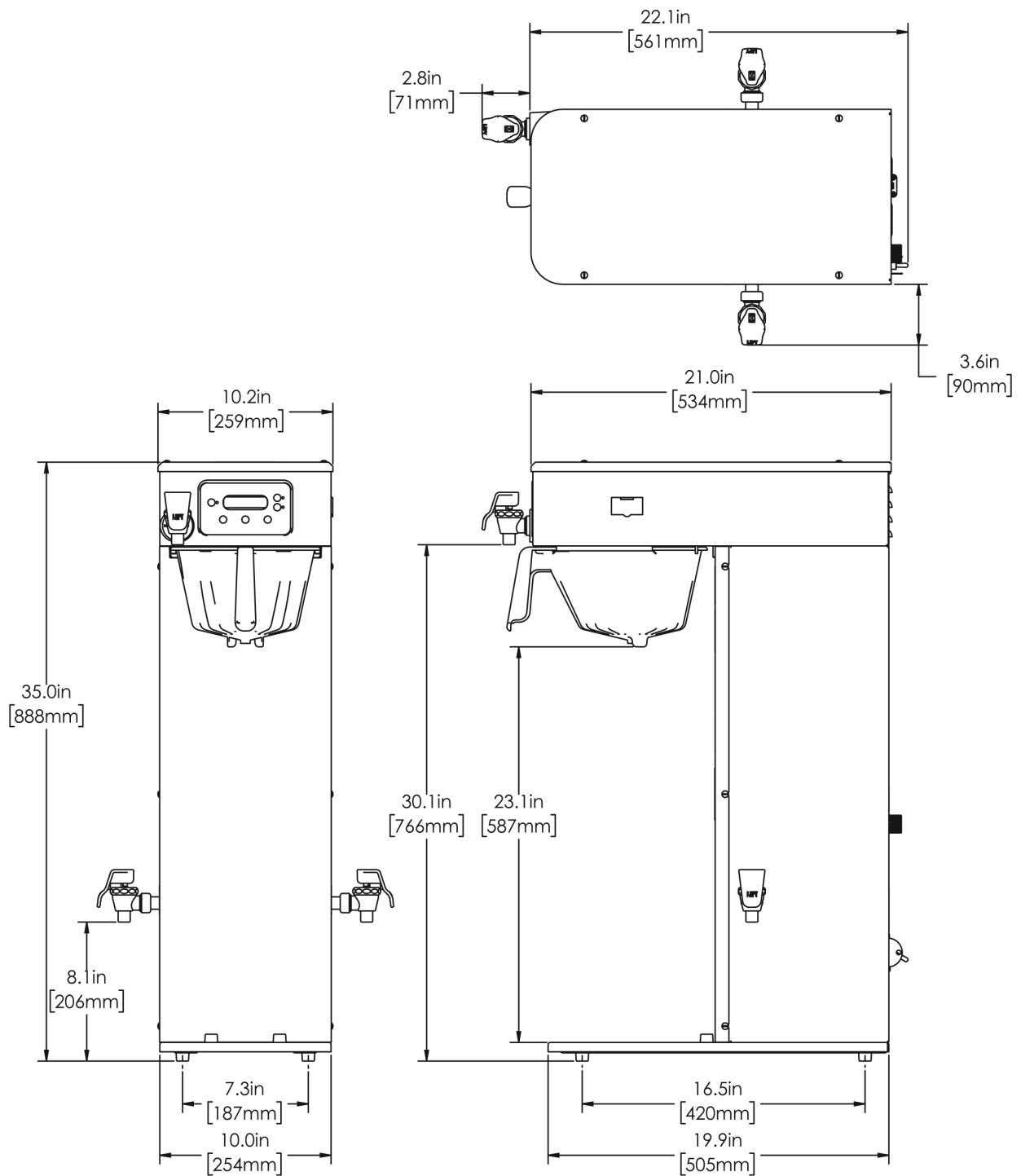
2D	Revit	KLC
●		

 **WARNING:** This product can expose you to chemicals including Bisphenol A (BPA), which is known to the State of California to cause birth defects or other reproductive harm. For more information go to www.P65Warnings.ca.gov



BUNN® reserves the right to change specifications and product design without notice. Such revisions do not entitle the buyer to corresponding changes, improvements, additions or replacements for previously purchased equipment. For most current specifications and other info visit bunn.com.

Last Updated:
06/25/2021



Unit				Shipping				
	Height	Width	Depth	Height	Width	Depth	Weight	Volume
English	35.0 in.	10.2 in.	22.0 in.	-	-	-	-	-
Metric	88.9 cm	25.9 cm	55.9 cm	-	-	-	-	-



BUNN® reserves the right to change specifications and product design without notice. Such revisions do not entitle the buyer to corresponding changes, improvements, additions or replacements for previously purchased equipment. For most current specifications and other info visit bunn.com.

Last Updated:
06/25/2021

Related Products & Accessories:(53100.0001)



FILTERS, GOURMET 500
500/1 50/CL

Product #: 20138.1000



FUNNEL ASSY, SMART
COFFEE BLK-CLEARED

Product #: 53463.0021

Serving & Holding Options: (53100.0001)



TF SERVER, 1G DSG
GEN3

Product #:42700.0200



TF SERVER, 1.5G DSG
GEN3

Product #:42750.0200



TF SERVER, 1G MECH
GEN3

Product #:44000.0200



TF SERVER, 1.5G MECH
GEN3

Product #:44050.0200

STAND ASSY, TF
SERVER

Product #:54473.0000



STAND ASSY KIT, TF
SERVER

Product #:54473.1000

